



KAIZEN BOX ASSEMBLY INSTRUCTIONS

STEP 1




REMOVE DIVIDERS FROM EDGES OF KAIZEN BOX

STEP 2




MAKE SURE THE INSIDE RIDGES OF THE BOX ARE FACING UP.

STEP 3




PRE-FOLD SLOTTED SIDES ALONG THE PERFORATIONS

STEP 4



FOLD END FLAPS UP AND FOLD WINGS IN ON BOTH SIDES

STEP 5



FOLD SLOTTED SIDES OVER WINGS AND TUCK IN TAB AT BOTTOM



**SCAN FOR VIDEO INSTRUCTIONS
(SKIP TO 2:40)**